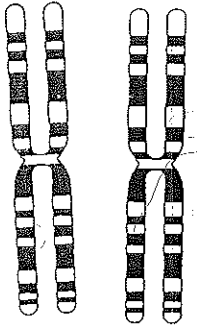
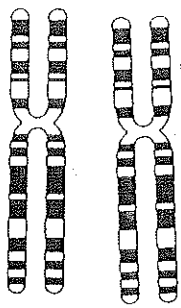
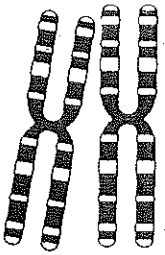
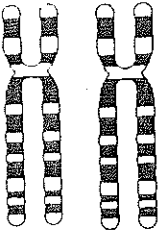
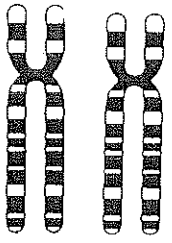
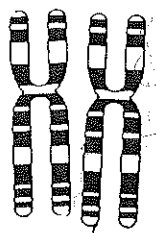
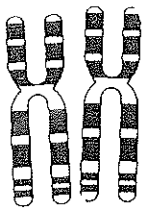
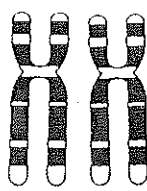
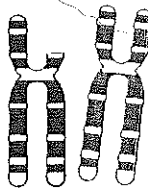
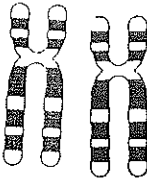
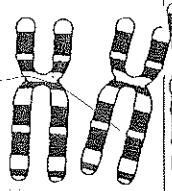

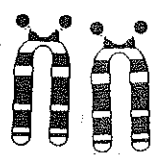

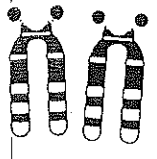


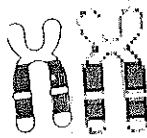
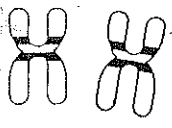
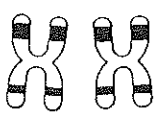


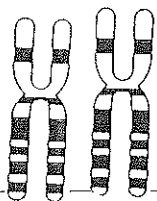


Isaac
Philadelphia
Chromosome

Karyotype Grid

1	2	3	4	5		
						
6	7	8	9	10	11	12
						
13	14	15	16	17	18	19
						
20	21	22	X	Y		
						



Arbrekle
Patay
Syndrome
Trisomy 13

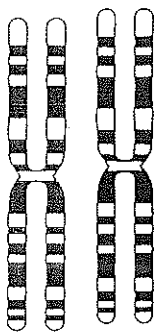
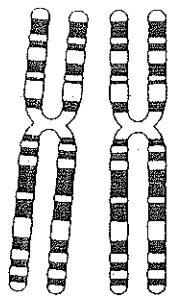
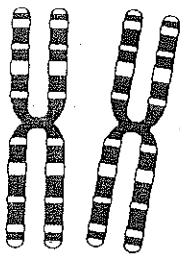
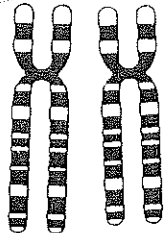
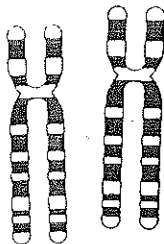
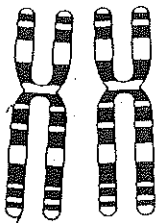
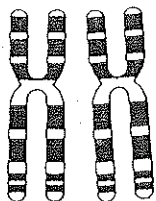
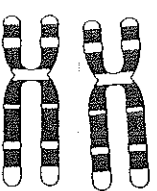
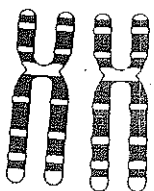
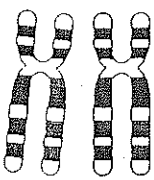
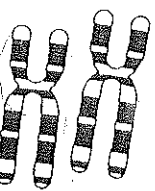
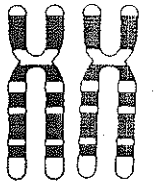
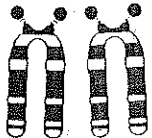

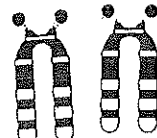


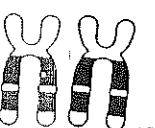
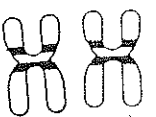


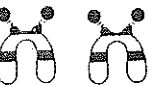
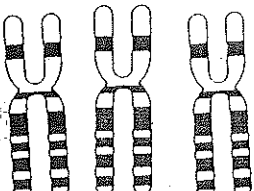
Karyotype Grid

1	2	3	4	5	6	7	8	9	10	11	12
13	14	15	16	17	18	19	20	21	22	X	Y



Hornyai
Super female

Karyotype Grid

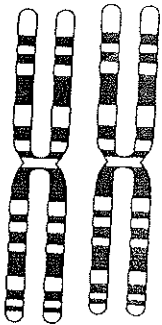
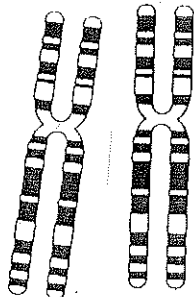
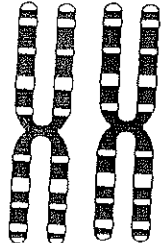
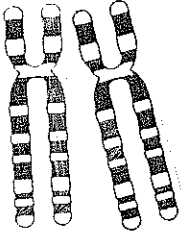
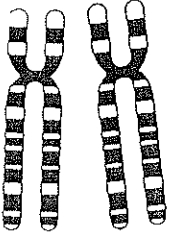
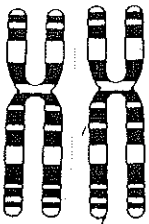
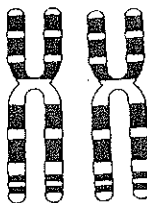
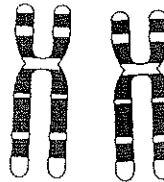
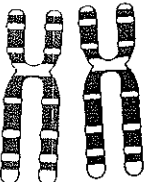
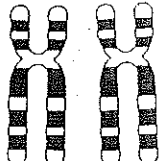
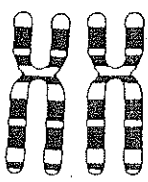


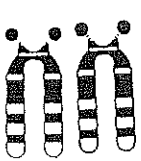




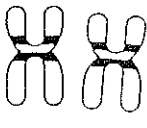



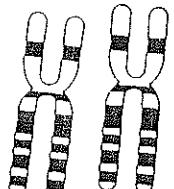
1	2	3	4	5		
						
6	7	8	9	10	11	12
						
13	14	15	16	17	18	19
						
20	21	22	X	Y		
						



Brussard

Edwards Syndrome
trisomy 18

Karyotype Grid

1		2		3		4		5					
													
6		7		8		9		10		11		12	
													
13		14		15		16		17		18		19	
													
20		21		22		X		Y					
													



Escobar
Turner Syndrome

Karyotype Grid

1	2	3	4	5		
6	7	8	9	10	11	12
13	14	15	16	17	18	19
20	21	22	X	Y		

